

Knowledge Assessment

HLTWHS002

Follow safe work practices for direct client care

Date of Assessment	Name of workplace

Student name	Student Signature	Student number

First Attempt	<input type="checkbox"/> Satisfactory	Feedback
	<input type="checkbox"/> Not Satisfactory	
Second Attempt	<input type="checkbox"/> Satisfactory	Feedback
	<input type="checkbox"/> Not Satisfactory	

Assessor name	Assessor Signature	Date

EXCERPT SAMPLE ONLY. FOR A FULL SAMPLE CONTACT: admin@supportbysdl.com

Knowledge Assessment

Student instructions

This assessment is designed to allow you to demonstrate your knowledge in the unit HLTWHS002 – Follow safe work practices for direct client care.

In order to complete the assessment questions, you will need access to:

- Student Learning Materials
- Policies and Procedures
- Manufacturer instructions
- Internet
- Any other source of relevant information

You are required to read and respond to each of the questions in the assessment. Your trainer will correct your assessment and provide feedback to you. Any incorrect or incomplete answers to these assessment questions must be resubmitted to your trainer.




EXCERPT SAMPLE ONLY. FOR A FULL SAMPLE CONTACT: admin@supportbysdl.com



Follow safe work practices for direct client care - Knowledge Assessment



Safety in the workplace

1. Write down the meaning of the following safety signs.

Safety sign	Meaning of safety sign
	
	
	

EXCERPT SAMPLE ONLY. FOR A FULL SAMPLE CONTACT: admin@supportbysdl.com



2. (a) What is the name of the WHS authority in your state or territory?

(b) Write down the website you would go to in order to access information on WHS in your state or territory.

EXCERPT SAMPLE ONLY. FOR A FULL SAMPLE CONTACT: admin@supportbysdl.com

3. Tick whether it is your responsibility or your employer’s responsibility to do the following (both boxes can be ticked if applicable).

WHS Responsibility	Who is responsible
Provide Personal Protective Equipment	<input type="checkbox"/> You as an employee <input type="checkbox"/> Your employer
Follow workplace policies and procedures	<input type="checkbox"/> You as an employee <input type="checkbox"/> Your employer
Provide training on how to use equipment	<input type="checkbox"/> You as an employee <input type="checkbox"/> Your employer
Wear Personal Protective Equipment	<input type="checkbox"/> You as an employee <input type="checkbox"/> Your employer
Work in a manner that does not pose a health or safety risk to anyone in the workplace	<input type="checkbox"/> You as an employee <input type="checkbox"/> Your employer
Report hazards identified in the workplace	<input type="checkbox"/> You as an employee <input type="checkbox"/> Your employer

4. What is one (1) right you have in the workplace in regard to WHS?

5. (a) What is a duty of care?

EXCERPT SAMPLE ONLY. FOR A FULL SAMPLE CONTACT: admin@supportbysdl.com



(b) List the people in your workplace that you have a duty of care towards.

6. Write down the definition of a hazard.



7. Your work colleague has dropped a bowl of methylated spirits that contains this sign:
The methylated spirits has spilled right next to the refrigerator in the staff room that could create a spark.

(a) Tick all of the hazards from the list below that the spill has created.

- Fire hazard
- Chemical hazard
- Slip, trip and fall hazard
- Manual handling hazard
- Broken equipment hazard
- Storage of dangerous goods hazard

EXCERPT SAMPLE ONLY. FOR A FULL SAMPLE CONTACT: admin@supportbysdl.com



(b) Read the Hazard Management Procedures and the Safe Work Policy and Procedures and write down how you will manage the hazard.

(c) What strategy from the hierarchy of control have you used when you display signage **before** you clean the spill?

(d) What strategy to control risk have you used from the hierarchy of control **after** you have cleaned the spill?

EXCERPT SAMPLE ONLY. FOR A FULL SAMPLE CONTACT: admin@supportbysdl.com

